

Pella® Lifestyle Series



#1 performing wood window and patio door
for the combination of energy, sound and value.¹

Aluminum-Clad Wood Windows & Patio Doors



Pella® Lifestyle Series

Four matching Black fixed casement windows with grilles-between-the-glass allow in an abundance of natural light.



Why You Can Trust Pella.

At Pella, we don't just create windows and doors. We innovate with purpose, design with passion, build with integrity and deliver with pride.

Rated #1

by homeowners for innovation²

We are continually striving to improve what we do and how we do it. That drive has earned us 150 patents and counting for amazing innovations. In 1925 we opened our doors with the patented Rolscreen® retractable screen, a time-tested innovation that is still one of our most desired features today.

Rated #1

by homeowners for highest quality²

We make products specifically for you and your comfort with meticulous care and attention. Our wood craftsmen have been honing their skills, on average, for over 14 years – that's longer than it takes most to earn their PhD. And it doesn't stop there. Our product designs are tested beyond industry standards, so you can trust them to perform. Door designs are tested to 100,000 open and close cycles, and double-hung and casement window designs are tested at least 6,000 times.

The Best Limited Lifetime Warranty for wood windows and patio doors³

You can feel confident in your investment. We pride ourselves on providing exceptional quality, exceeding expectations and going beyond requirements. That's why we stand behind all of our products with a limited lifetime warranty.⁴

¹ Performance solutions require upgrades to triple-pane, AdvancedComfort Low-E and mixed glass thickness. Based on comparing product quotes and published STC/OITC and U-Factor ratings of leading national wood window and patio door brands.

² Study of homeowner perceptions of leading national brands. Study commissioned by Pella, 2021.

³ Based on comparing written limited warranties of leading national wood window and wood patio door brands. See written limited warranties for complete details, including exceptions and limitations, at pella.com/warranty, or contact Pella Customer Service.

⁴ See written warranties for complete details, including exceptions and limitations, at pella.com/warranty, or contact Pella Customer Service.

Beautiful Wood Designs

A Black interior finish on Pella® Lifestyle Series fixed windows and sliding patio door create a bold contrast to the light interior walls.



Why Choose Wood?

Get the beauty and warmth of natural wood, our most customizable designs and exceptional energy efficiency. All Pella wood products are made with high-quality wood, metal and manufacturing processes, regardless of the product line.

Exclusive Wood Protection.

Pella's exclusive EnduraGuard® wood protection is applied after the pieces have been cut and milled, but prior to final assembly, providing advanced protection against the elements.

Designed for Long-Lasting Durability.



Intentional jamb-on-sill design helps seal the end grain of the wood and elevates it off the rough opening, reducing the potential to absorb moisture. For added strength and durability, our three-way corner joints are made up of mortise-and-tenon, metal fasteners and commercial adhesive.

Quality Exterior and Interior Finishes.

EnduraClad® finish is a tough, protective aluminum finish for the exterior of your home. The overlapping, watershed cladding resists chalking and fading. Interiors can be factory prefinished to save time. The interior finish is applied prior to final assembly and kiln-cured for a quality aesthetic.

Solutions for Real Life

- Four optional performance packages
- Integrated blinds and shades for added privacy
- Backed by the best limited lifetime warranty for wood windows and patio doors¹




Available in these window & patio door styles:

Special shapes also available.



Awning Window



Bay and Bow Windows



Casement Window



Double-Hung Window



Fixed Window



Sliding Patio Door



Hinged Patio Door

Why Choose Pella® Lifestyle Series?

Pella Lifestyle Series products are the #1 performing wood window and patio door for the combination of energy, sound and value.²

Style Flexibility.

No matter the style of your home, these beautiful wood windows and patio doors offer the most desired features and options. With your choice of beautiful interior and exterior paints or stains, you have the style flexibility to match other finishes throughout your home.

Redefining Performance.

Make your home more comfortable and help keep outside noises out and inside noises in. To make things easier, we've created performance packages to highlight what's most important to you. Upgrade from a dual- to a triple-pane glass design with the available packages to meet the unique needs of each room in your home.³

Room-by-Room Solutions.

Packed with 37 time-tested innovations, you can create solutions for your home, room-by-room. Choose optional integrated security sensors that come factory-installed to preserve the beauty and warranty of your windows and patio doors. Personalize with motorized integrated blinds and shades for added privacy and convenience.



The Best Limited Lifetime Warranty for Wood Windows and Patio Doors¹

You can be confident in your investment. At Pella, we are committed to designing and building wood products with exceptional quality and durability. This is supported by:

EnduraGuard® Wood Protection
Advanced protection for wood against the effects of moisture, decay, stains from mold and mildew – as well as termite damage.

Exterior Aluminum Cladding
Exceptionally durable aluminum cladding with EnduraClad exterior finish helps protect windows and patio doors for years.

Insulating Glass Seal
A long-lasting insulating seal provides a clear view and exceptional energy efficiency.

¹ Based on comparing written limited warranties of leading national wood window and wood door brands. See Pella written Limited Warranty for details, including exceptions and limitations, at pella.com/warranty or contact Pella Customer Service at 877-473-5527.

² Performance solutions require upgrades to triple-pane, AdvancedComfort Low-E and mixed glass thickness. Based on comparing product quotes and published STC/OITC and U-Factor ratings of leading national wood window and patio door brands.

³ Double-hung window available only with dual-pane glass.

Designed for Real Life.

The best limited lifetime warranty.¹

Pella wood products are covered by the best limited lifetime warranty for wood windows and patio doors.

Patented triple-pane design.

Pella's patented triple-pane glass design gets you products that provide excellent energy efficiency and sound reduction.

Superior energy efficiency.

Our patented triple-pane design helps make your home more comfortable. Available performance options deliver 79% more energy efficiency than standard single-pane windows.²



¹ Based on comparing written limited warranties of leading national wood window and wood patio door brands. See Pella written Limited Warranty for details, including exceptions and limitations, at pella.com/warranty, or contact Pella Customer Service at 877-473-5527.

² Window energy efficiency calculated in a computer simulation using RESFEN 6.0 default parameters for a 2000 sq. foot new construction single-story home when Pella Lifestyle Series windows with the respective performance package are compared to a single-pane wood or vinyl window. Double-hung windows are not available with triple-pane glass. The energy efficiency and actual savings will vary by location. The average window energy efficiency is based on a national average of 94 modeled cities across the country and weighting based on population. For more details see pella.com/methodology.

³ Reduction in sound based on OITC ratings of Pella Lifestyle Series windows with respective performance package compared to a single-pane wood or vinyl window with an OITC of 19. Calculated by using the sound transmission loss values in the 80 to 4000 Hz range as measured in accordance with ASTM E-90(09). Actual results may vary.

⁴ Available on triple-pane products only.

⁵ The Quiet Mark Certification applies to select products only. For a complete list, visit <https://www.quietmark.com/brands/pella-windows-and-doors>

Noise reducing windows for a healthier home.

Varying glass thicknesses disrupt sound waves and help give you exceptional sound control. With available performance options, they cancel 52% more indoor and outdoor noise than standard single-pane windows.³

Increased privacy and security.

Integrated blinds and shades were intentionally designed to be accessible.⁴ They are tucked between panes of insulating glass and protected from dust, pets and little hands. Available manual or motorized with Pella Insynctive® technology.

Trusted innovations.

Pella® Lifestyle Series windows and patio doors with integrated blinds and shades have been recognized by Parents for Window Blind Safety and have been certified as Best for Kids. Certain triple-pane products with the Sound Package have been awarded the Quiet Mark Certification in recognition of outstanding acoustic performance – Pella is the first U.S. window manufacturer to be awarded this seal.⁵




Bright Natural Light
Fixed windows above double-hung windows and a hinged patio door, all in White, allow light to stream into the home.



Colors & Finishes

Wood Type


Wood species for complementing your home's interior.




Pine

Prefinished Pine Interior Colors


We can prefinish in a wide variety of paints and stains. Unfinished or primed and ready-to-paint are also available.




White




Bright White




Linen White



Golden Oak Stain



Early American Stain




Provincial Stain



Black Stain

Aluminum-Clad Exterior Colors

Our low-maintenance EnduraClad® exterior finish resists fading and helps protect your windows and patio doors for years.




Black



White



Brown



Fossil



Iron Ore




Portobello



Putty



Almond



Classic White



Brick Red




Hartford Green




Wolf Gray

Glass¹


InsulShield® Low-E Glass




Advanced Low-E insulating dual- and triple-pane glass with argon²



AdvancedComfort Low-E insulating dual- and triple-pane glass with argon²




NaturalSun Low-E insulating dual- and triple-pane glass with argon²




SunDefense™ Low-E insulating dual- and triple-pane glass with argon

Additional Glass Options



Tempered glass available on dual- and triple-pane products



Obscure and frosted obscure glass available on dual- and triple-pane products

¹ Double-hung window available with dual-pane glass only.
² Optional high-altitude Low-E insulating glass does not contain argon in most products. Please see your local Pella sales representative for more information.

Performance Packages

To make things easier, we’ve created performance packages that highlight what’s most important to you.

Performance solutions offer an unbeatable combination of energy efficiency, sound control and value.¹ Upgrade from a dual- to a triple-pane glass design with the packages below to meet the unique needs of each room in your home.

All values below are averages compared with single-pane windows.



Performance
Improved energy efficiency and sound performance.

71%
More Energy Efficient² + **34%**
Noise Reduction³



Sound Control
Exceptional noise control for a quieter home.

52%
Noise Reduction³



Energy Efficiency
Superior energy efficiency for a more comfortable home.

83%
More Energy Efficient²



Ultimate Performance
The best combination of energy efficiency and noise control.

79%
More Energy Efficient² + **52%**
Noise Reduction³



Scan the QR code with your smartphone camera to learn more about how each performance package can benefit your home.

¹ Performance solutions require upgrades to triple-pane, AdvancedComfort Low-E and mixed glazing thickness glass. Based on comparing product quotes and published STC/OITC and U-Factor ratings of leading national wood window and patio door brands.
² Window energy efficiency calculated in a computer simulation using RESFEN 6.0 default parameters for a 2000 sq. foot new construction single-story home when Pella Lifestyle Series windows with the respective performance package are compared to a single-pane wood or vinyl window. The energy efficiency and actual savings will vary by location. The average window energy efficiency is based on a national average of 94 modeled cities across the country and weighting based on population. For more details see pella.com/methodology.
³ Reduction in sound based on OITC ratings of Pella Lifestyle Series windows with respective performance package compared to a single-pane wood or vinyl window with an OITC of 19. Calculated by using the sound transmission loss values in the 80 to 4000 Hz range as measured in accordance with ASTM E-90(09). Actual results may vary.

Grilles

Grille Types Choose the look of true divided light or make cleaning easier with grilles-between-the-glass.

Dual-Pane:

Simulated-Divided-Light with Spacer 7/8"

Simulated-Divided-Light without Spacer 7/8"

Aluminum Grilles-Between-the-Glass 3/4"¹

Triple-Pane:

Aluminum Grilles-Between-The-Glass 3/4"¹

Grille Patterns In addition to the patterns shown here, custom grille patterns are available.

Traditional

9-Lite Prairie

Top Row

Cross

Custom

Screens²

Rolscreen® Rolscreen soft-closing retractable screens roll out of sight when not in use. Available on casement windows and sliding patio doors.

Flat InView™ screens are clearer than conventional screens and come standard.

InView™

Added Peace of Mind

Integrated Security Sensors Optional integrated wireless security sensors maintain aesthetics, streamline security installation and ensure no warranty loss is caused by post-installation drilling. Sensors can be monitored via the free Pella® Insynctive® App and are compatible with major security panel systems.³ For more information, go to connectpella.com.

¹ Appearance of exterior grille color may vary depending on the Low-E insulating glass selection.
² Warning: Screen will not stop child or pet from falling out of window or door. Keep child or pet away from open window or door.
³ Requires the Pella Insynctive App on a smart device, an Insynctive Bridge and a wireless home internet router with internet connection.

Integrated Blinds & Shades

Integrated Blinds* Raise blinds up for an unobstructed view or tilt to let in just the right amount of light. Our best integrated and accessible blinds are available with or without motorization powered by Pella Insynctive® technology.

White

Poplar White

Bisque

Golden

Mocha

Storm

Black

Integrated Shades* Our best integrated fabric shades are available with or without motorization powered by Pella Insynctive® technology. They feature a white exterior fabric for a uniform look from the street.

Light-Filtering:

White

Maize

Silver

Room-Darkening:

Cotton

Bamboo

Ash

Haven't landed on your final blind or shade color yet? No problem. With our patented triple-pane design, you can make the decision later in the process. Our triple-pane products come with all of the hardware to add blinds or shades before they arrive to your home or later in the building or remodeling process.



Scan the QR code with your smartphone camera to learn more about our Insynctive motorized blinds and shades.

Window Hardware

Essential Collection Our most popular design with finishes to suit every style.

Fold-Away Crank

Cam-Action Lock

Finishes:

Champagne

White

Brown

Matte Black

Satin Nickel

Satin Brass

Patio Door Hardware

Essential Collection Elevate your style and transform your home with elegant selections.

Hinged Patio Door Handle

Sliding Patio Door Handle

Finishes:

Champagne

White

Brown

Matte Black

Satin Nickel

Satin Brass

* Available on triple-pane products only.



The confidence of a strong warranty.

Pella® Lifestyle Series products are backed by the best limited lifetime warranty for wood windows and patio doors.* See written limited warranty for details, including exceptions and limitations, at pella.com/warranty.

NOTE: Product specifications may change without notice.
Actual colors may vary from those shown and products may vary slightly from illustrations and photos.

Want to learn more? Visit pella.com

*Based on comparing written limited warranties of leading national wood window and wood patio door brands.
See written limited warranty for details, including exceptions and limitations, at pella.com/warranty.



Connect with Pella:

